



# Mobile Banking Enrollment Guide



## Go Mobile and Go Anywhere with Islanders Bank!.\*

Our mobile banking Smart Phone Apps for Android™  Google play and iPhone®  make it easier to manage your money on the go. **Mobile Banking** requires enrollment in Online Banking. If you are not already utilizing our FREE online banking [Enroll Now](#) to see how convenient online and mobile banking can be.

### Enrollment Steps

**Step 1:** Log into Islanders Bank Online Banking.

**Step 2:** Select **Options > Mobile Settings**

**Step 3:**

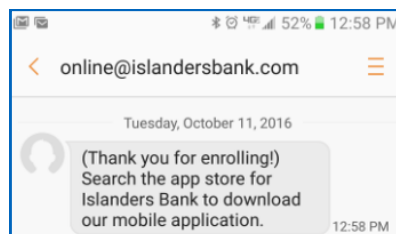
Enable web access, opt to receive/not receive text message alerts\*, enter mobile phone number, select provider and select accounts to enroll. Click Submit.

**Step 4:**

Review enrollment information. Read and accept the **full terms and conditions** and click **Confirm**.

\*Selecting 'Yes' to 'Receive Text Message Alerts' allows you to receive a one-time text message as confirmation of enrollment. Included in the text message is a web address which you can use to access Mobile Banking via the web browser on your phone or tablet: <https://www.airteller.com/islandersbank>. You may also download our Mobile Banking App for Android or iPhone from the Google Play Store or iPhone App Store.

**Step 5:**



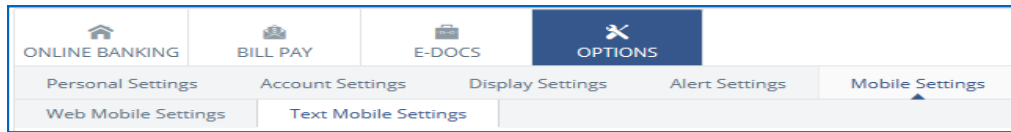
Mobile Banking enrollment is complete. To start Mobile Banking download our Mobile Banking app for Android or iPhone or visit <https://www.airteller.com/islandersbank> on your phone or tablet.

\*Standard airtime and messaging rates apply.

# Text Banking Enrollment Guide



## Enroll in Text Banking for additional features\*\*



Receive the following on all enrolled accounts:

- Balances\*
- “Last 4” transactions\*
- End enrollment anytime via Text

\*Enrollment required for Text features: Must be completed via Online Banking.

\*\*Message & Data rates may apply.

To complete enrollment, answer “Yes” to the enrollment confirmation text message you receive on your mobile phone.

### Text Commands to 89549:

- **Hist** – last four transactions for all enrolled accounts
- **Hist (Nickname)** - last four transactions for an individual account
- **Bal** - balances of all enrolled accounts
- **Bal (Nickname)** - balance for an individual account
- **Help** - reminder of text prompts:  
Bal = Balance and Hist = Last four transactions
- **Stop** - unenroll from Text Banking

### Mobile Security Tips

Be sure to visit our [Mobile Banking Security Tips](#) page!

