



Mobile Banking Enrollment Guide



Go Mobile and Go Anywhere with Islanders Bank!.*

Our mobile banking Smart Phone Apps for Android™  Google play and iPhone®  make it easier to manage your money on the go. **Mobile Banking** requires enrollment in Online Banking. If you are not already utilizing our FREE online banking [Enroll Now](#) to see how convenient online and mobile banking can be.

Enrollment Steps

Step 1: Log into Islanders Bank Online Banking.

Step 2: Select Mobile Banking

Step 3:

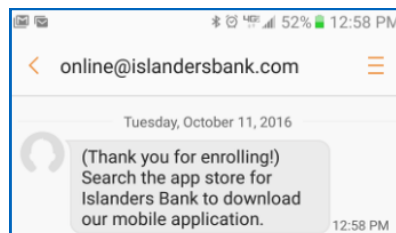
Enable web access, opt to receive/not receive text message alerts*, enter mobile phone number, select provider and select accounts to enroll. Click Submit.

Step 4:

Review enrollment information. Read and accept the **full terms and conditions** and click **Confirm**.

*Selecting 'Yes' to 'Receive Text Message Alerts' allows you to receive a one-time text message as confirmation of enrollment. Included in the text message is a web address which you can use to access Mobile Banking via the web browser on your phone or tablet: <https://www.airteller.com/islandersbank>. You may also download our Mobile Banking App for Android or iPhone from the Google Play Store or iPhone App Store.

Step 5:



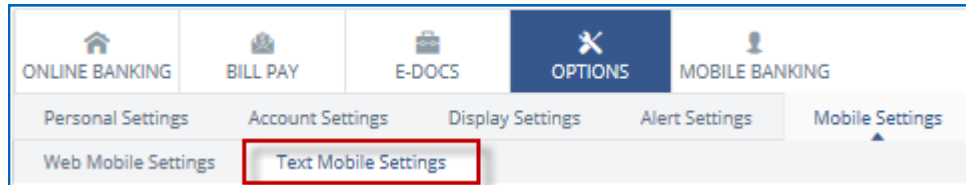
Mobile Banking enrollment is complete. To start Mobile Banking download our Mobile Banking app for Android or iPhone or visit <https://www.airteller.com/islandersbank> on your phone or tablet.

*Standard airtime and messaging rates apply.

Text Banking Enrollment Guide



Enroll in Text Banking for additional features**



Receive the following on all enrolled accounts:

- Balances*
- “Last 4” transactions*
- End enrollment anytime via Text

*Enrollment required for Text features: Must be completed via Online Banking.

**Message & Data rates may apply.

To complete enrollment, answer “Yes” to the enrollment confirmation text message you receive on your mobile phone.

Text Commands to 89549:

- **Hist** – last four transactions for all enrolled accounts
- **Hist (Nickname)** - last four transactions for an individual account
- **Bal** - balances of all enrolled accounts
- **Bal (Nickname)** - balance for an individual account
- **Help** - reminder of text prompts:
Bal = Balance and Hist = Last four transactions
- **Stop** - unenroll from Text Banking

Mobile Security Tips

Be sure to visit our [Mobile Banking Security Tips](#) page!

